

Demystifying Power BI



Why should I care for Power BI in Finance?

- Survey by FP&A Trends group suggests **78% of finance time resource is still spent on low/medium value-adding activities** like data collection and data validation
- Recent survey by GrowCFO showed **76% processes are only partially documented or less** and that is significant reliance on “knowledge workers”
- Gartner considers Microsoft Power BI as a **leader in Business Intelligence for 6+ years**
- Power BI reduces centralised **analytics team effort by 42%, 2.5 % uplift in operating income** linked to better business intelligence and BI users **saved 125 hours from increased self-service** (annual) – as Forrester, “The Total Economic Impact™ Of Microsoft Power BI”, March 2020
- **Connected reporting, reduced reconciliation, and democratisation of data** means the risk of data accuracy is mitigated, and first steps towards a proactive, predictive, and prescriptive finance function

Power BI can be the start of the automation journey within finance!

Use cases for Power BI in Finance:

- **Improved month-end cycle:**
 - ✓ Reducing time
 - ✓ Improved accuracy
 - ✓ Better coordination
- **Automate routine reporting and KPIs**
 - ✓ Board decks from days to less than 2 hours
 - ✓ Increased time for better insights
 - ✓ Ability to form a mitigating action plan, where applicable
- **Connected reporting**
 - ✓ Single dashboard for all strategic KPI's
 - ✓ Supplementary reports by management structure for detailed accountability
 - ✓ Close to real-time information
- **Improved employee satisfaction**
- **Better security and compliance for data**
- **Connecting the data across the organisation, thereby improving accountability**

Establish the, ever illusive, single source of truth!

Cost for Power BI:

Features	Power BI Free	Power BI Pro	Power BI Premium Per User	Power BI Premium
Cost	Free	£7.50 per user, per month	£15.10 per user, per month	£3,766.70 per month, per Dedicated Resource
Description	Enables the creation and publish your own Power BI Datasets, Reports and Dashboards	Enables the creation of Power BI Datasets, Reports and Dashboards	Enterprise-scale analytics for individual users, providing advanced AI, self-service big data preparation and paginated reporting.	Intended for large enterprises requiring big data analytics, cloud and on-premises reporting
Sharing	Doesn't allow for the sharing of data with other users	Collaboration, publishing, sharing, and ad hoc analysis	Dedicated cloud computing and storage resources	Allows any user to consume created Power BI content
Model Size		1 GB	100 GB	400 GB
Refresh Rate		8 / day	48 / day	48 / day
Maximum storage		10 GB/user	100 TB	100 TB

Link: <https://powerbi.microsoft.com/en-ie/pricing/>

Expertise In The Room With You Today



University of Hertfordshire **UH**

Hertfordshire
Business School

MBA International



ACMA



INSTITUTE OF
CONSULTING

L7 Professional
Consultant



Certified Model Builder



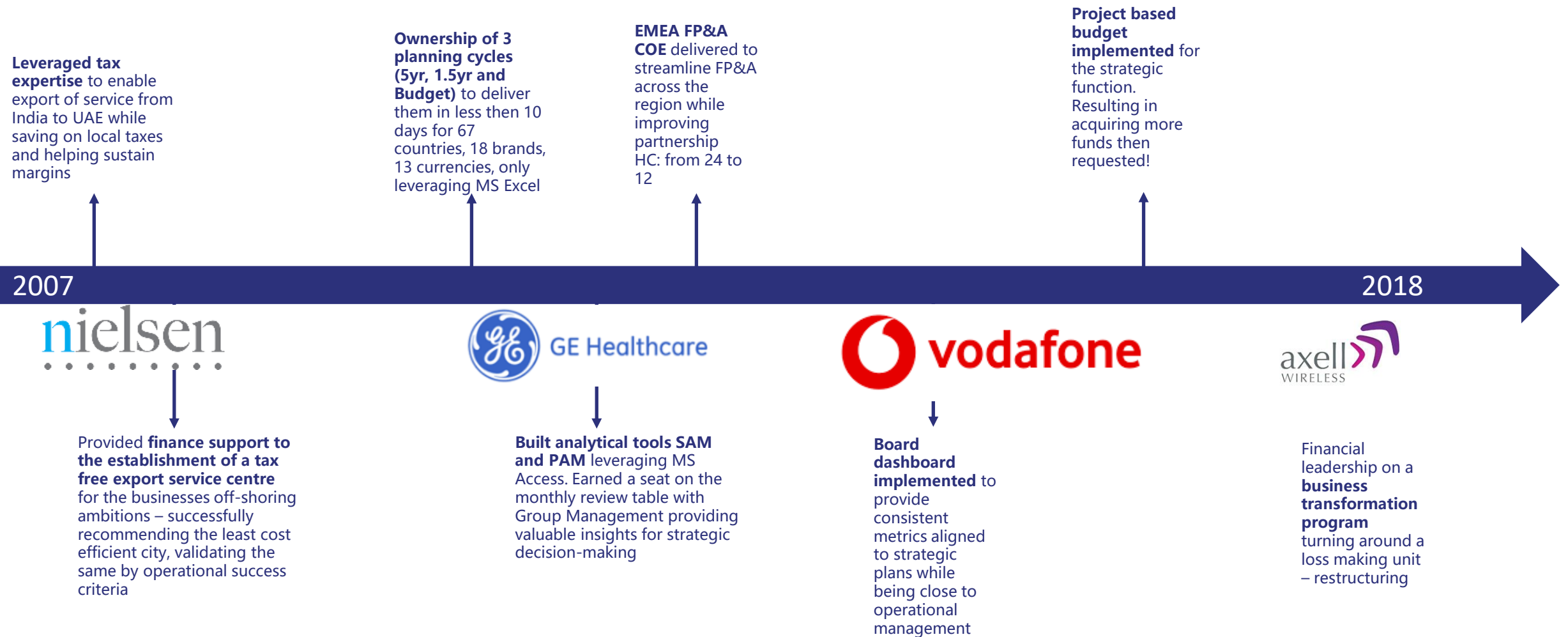
MCSA - BI Reporting



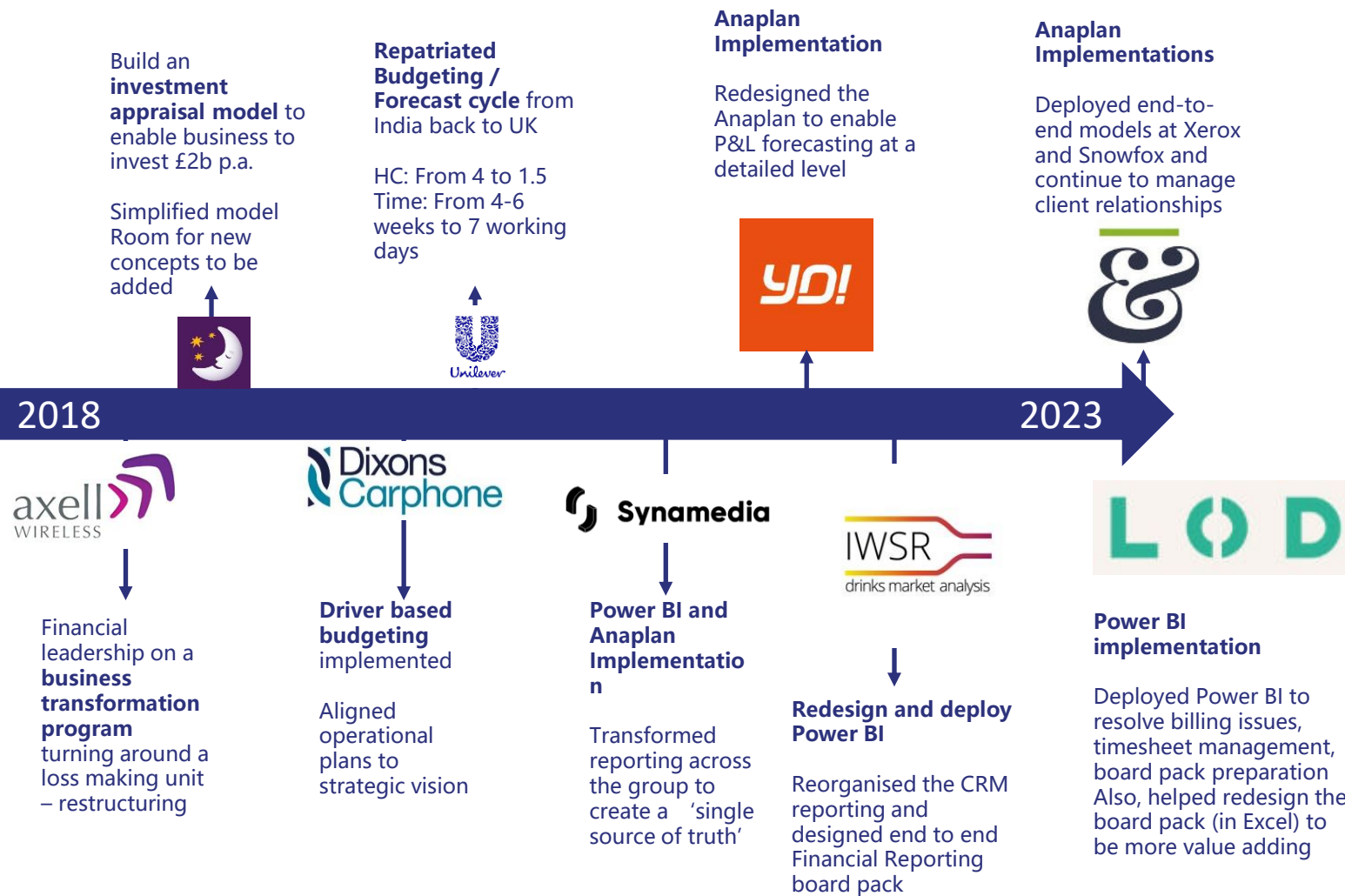
GCologist



Experience:



Past Client Projects:

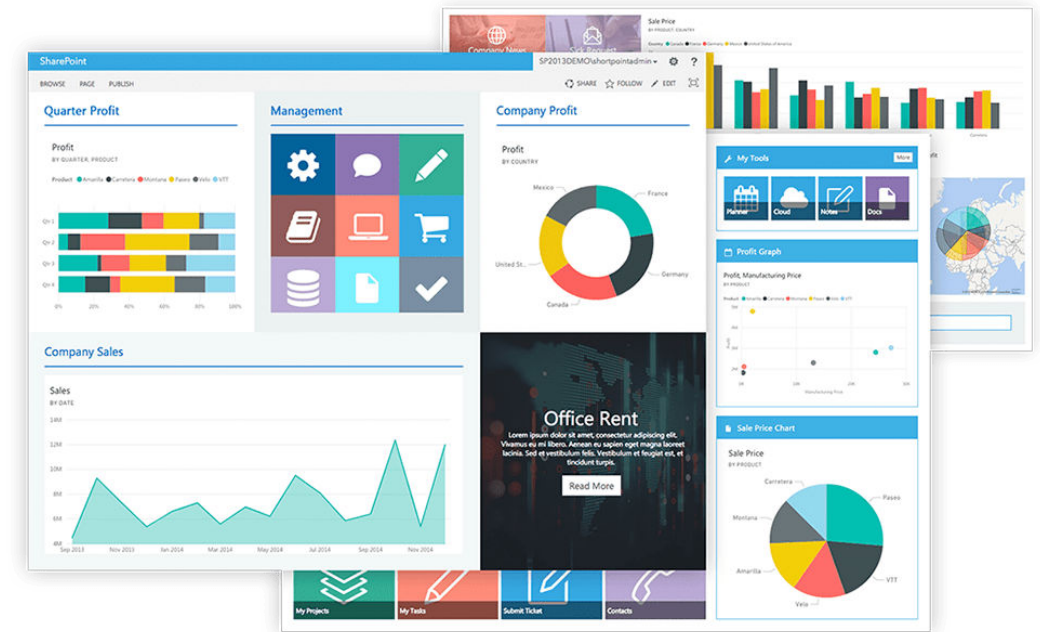


What is Microsoft Power BI?



Power BI is the collective name for an assortment of cloud-based apps and services that help organizations collate, manage, and analyse data from a variety of sources, through a user-friendly interface.

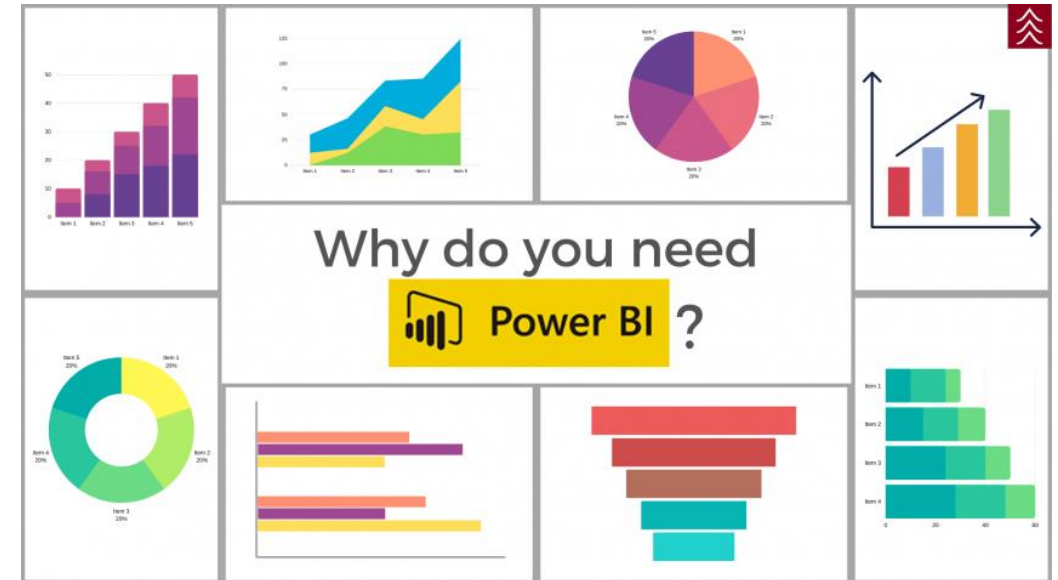
Business intelligence tools like Power BI can be used for multitude of purposes.



Why do we need Power BI?



- ❑ Access to Volumes of Data from Multiple Sources
- ❑ Interactive UI/UX Features
- ❑ Exceptional Excel Integration
- ❑ Accelerate Big Data Preparation with Azure
- ❑ Turn Insights into Action
- ❑ Real-time Stream Analytics



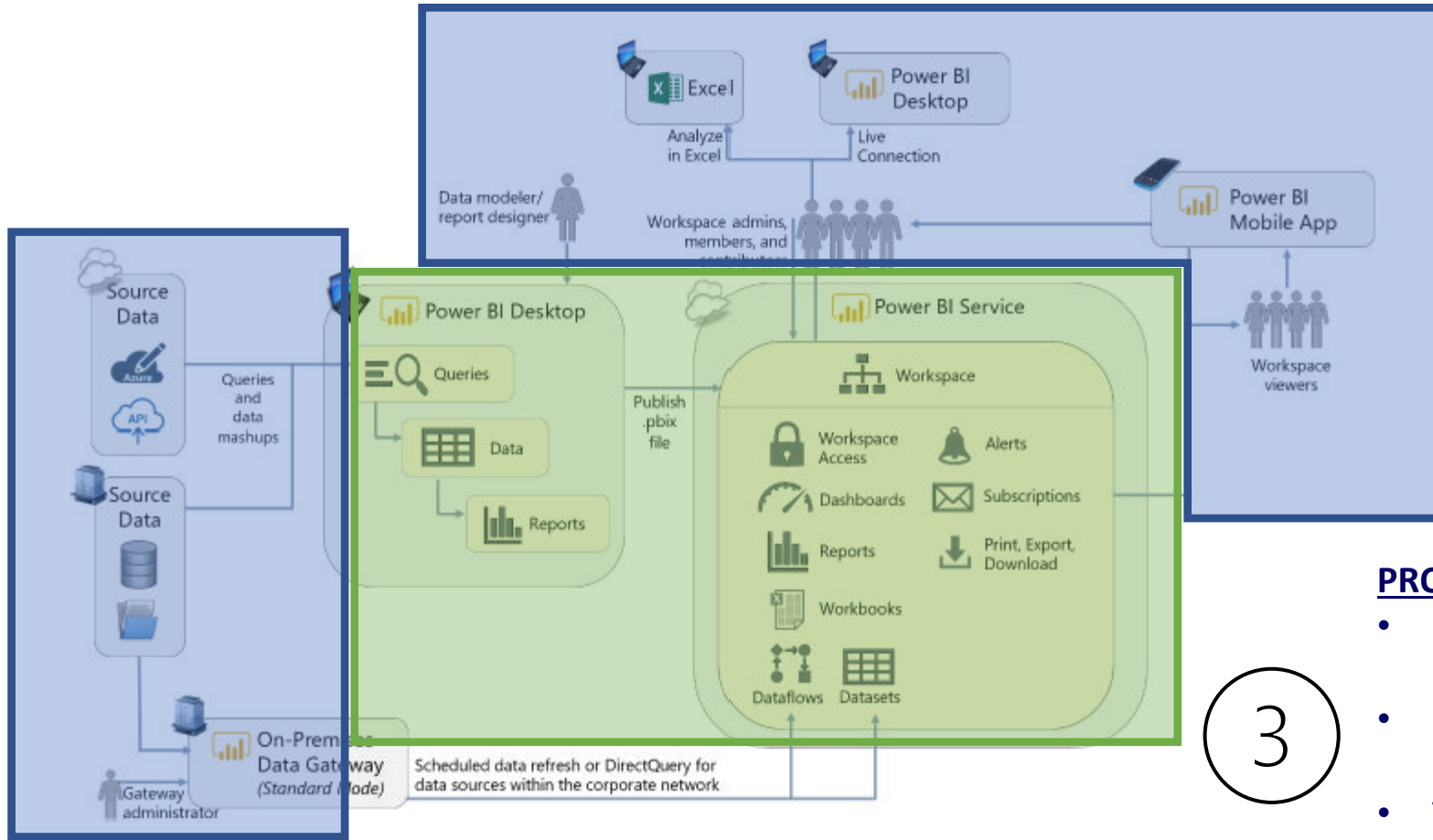
Process Flow of Power BI



2

DATA:

- ERP
- CRM
- HRM
- Excel
- Hierarchies



1

OUTPUT:

- Reporting
- Performance Management
- Insights

PROCESSING:

- Power BI Desktop
- Power BI Services
- Transform, Model, Create

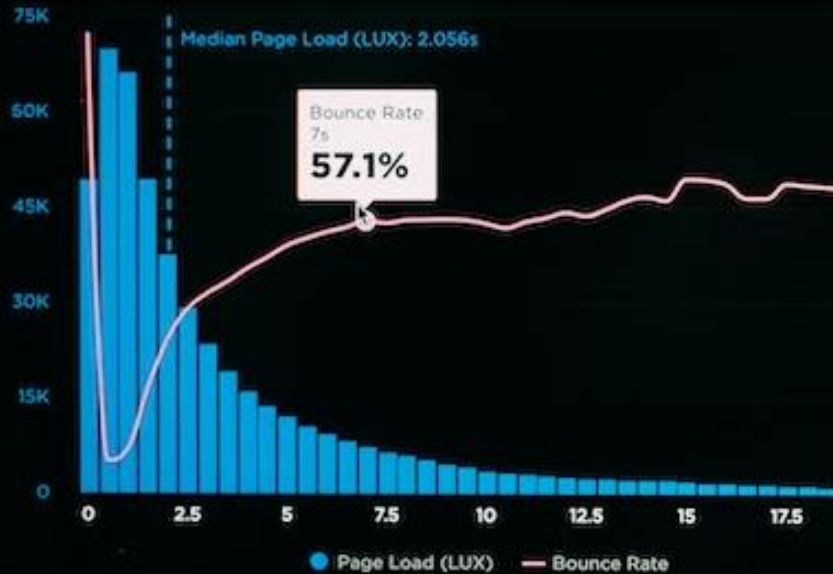
3

DEMO

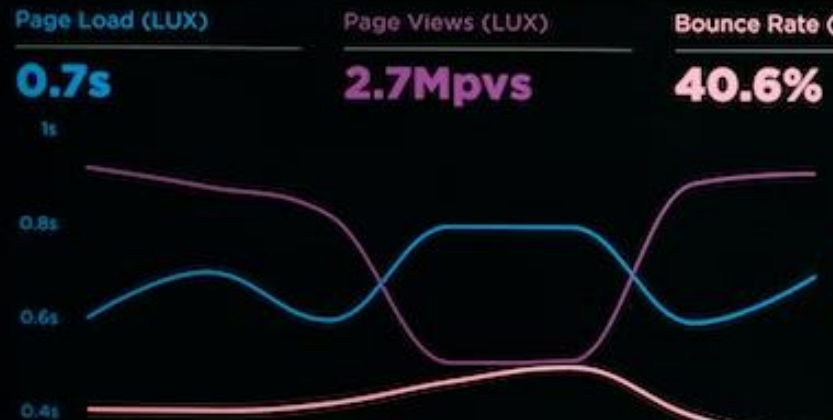
Questions?

USERS: LAST 7 DAYS USING MEDIAN ▾

LOAD TIME VS BOUNCE RATE



PAGE VIEWS VS ONLOAD



We are at the end of our session!

But that **does not mean goodbye!**

If we have piqued your interest, we are running some free training sessions in March and April on **“How to get started on Power BI, in Finance context”**

Get in touch using details on the next page



Thank You

 [/tejasparikh](https://www.linkedin.com/company/tejasparikh)

 calendly.com/abcjtejas

 aksharconsulting.co.uk/